


WHAT AM I?

WHAT INSECT AM I?



Vocabulary Sight Word Definitions:

Butterfly - a kind of insect that has a long thin body and brightly colored wings and that flies mostly during the day

Caterpillar – a small creature that is like a worm with many legs and that changes to become a butterfly or moth


Chrysalis- a hard case that protects a moth or butterfly while it is turning into an adult

Metamorphosis- a major change in the form or structure of some animals or insects that happens as the animal or insect becomes an adult

Nectar – a thick juice made from a particular fruit or a sweet liquid produced by plants

The beginning...


I hatch from an egg. I am a caterpillar.



Vocabulary word: caterpillar

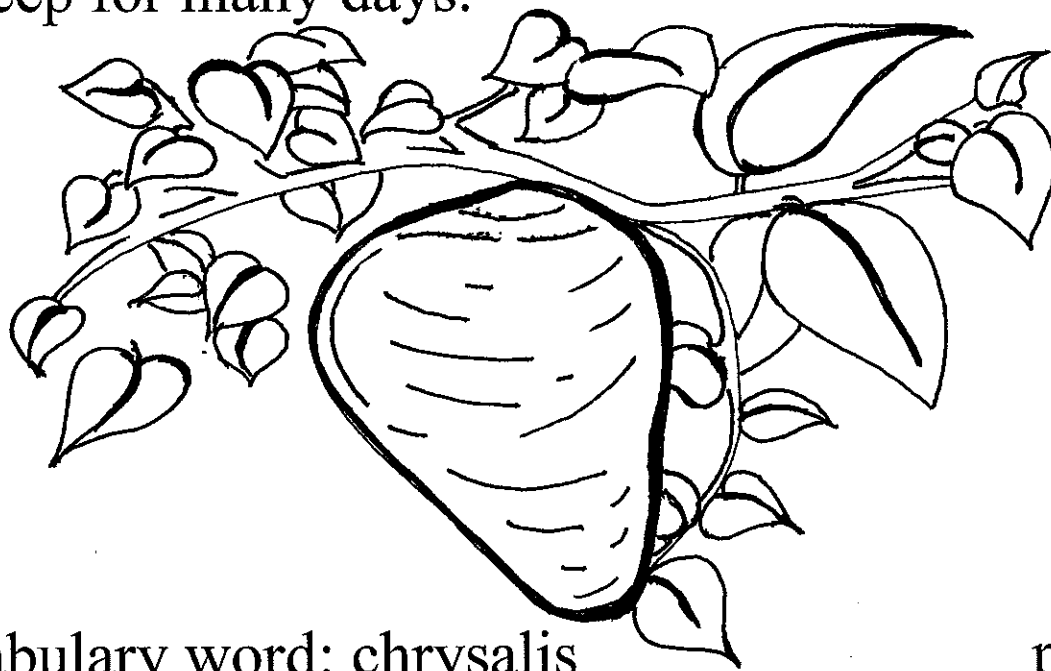
page 1

I crawl away. I am hungry. I eat a lot of leaves.



page 2

I am special that I can attach myself to a branch and make my own sleeping bag called a chrysalis. I go to sleep for many days.



Vocabulary word: chrysalis

page 3

While I am sleeping my body changes and this is called metamorphosis. When I unzip my sleeping bag, I am wet. The sun dries me.




Vocabulary word: metamorphosis

page 4


I have 2 antennae.



I have 4 wings.




I have 6 legs.





page 5

I no longer eat leaves. I am hungry. I look at my new wings and fly away.



page 6


I eat sugar called nectar that I find on flowers and fruit.



Vocabulary word: nectar

page 7

I am a beautiful butterfly.



page 8

THE END.

Preschool - c.brunk 11-9-2013 LESSON PLAN

TOPIC (WEEKS) Insects

MAIN OBJECTIVE: Exploring the World of Insects

PROJECTS: Making a chrysalis, caterpillar, butterfly and metamorphosis strip

Need: paper or styrofoam cups with lids craft sticks
 pom pom primary color craft balls googlie eyes
 black colored pipe cleaners construction paper various colors
 primary color markers glue
 brown paper strips of construction paper scissors

Directions:

Project 1: Making the caterpillar - take a 1/2 stick and glue 3 pom poms on the back of the stick and glue 2 googlie eyes on the head. Use 1/2" short black colored pipe cleaners for the antennae.

Project 2: Making the strip of metamorphosis - have child cut the strip out that shows the growth stages of the butterfly and place it in the chrysalis.

Project 3: Making the butterfly - take a 1/2 stick and glue 3 - 1" inch black pipe cleaners on the back of the stick (these are the legs). The glue the construction paper wings over the legs on the stick on the outside. Glue 1 pom pom for the head at one end and glue two googlie eyes on the head. Glue 1/2 inch black pipe cleaners on for the antennae.

Project 4: (includes chrysalis and insect chemical) Making the chrysalis -take a plastic cup (this is the chrysalis) and decorate the chrysalis with brown paper strips. Glue craft stick to lid top (this is the branch) for holding the chrysalis (plastic cup).

Making the insect chemical - have child make the growth insect hormone out of construction paper and place in chrysalis.

Finished Project: Child will be able to put the caterpillar and butterfly in the chrysalis container along with the metamorphosis strip that shows how a caterpillar turns into a butterfly. The insect chemical the child can pretend to sprinkle in to get the metamorphosis stage to begin.

TOPIC (WEEKS) Insects

MAIN OBJECTIVE: Exploring the World of Insects

PROJECTS: Making a chrysalis, caterpillar, butterfly and metamorphosis strip

SIGHT WORDS AND VOCABULARY DEFINITIONS:

but·ter·fly -*noun, often attributive* \-,flī\ : a kind of insect that has a long thin body and brightly colored wings and that flies mostly during the day

cat·er·pil·lar - *noun, often attributive* \'ka-tə(r)-,pi-lər\ : a small creature that is like a worm with many legs and that changes to become a butterfly or moth

chrys·a·lis : a hard case that protects a moth or butterfly while it is turning into an adult

meta·mor·pho·sis - *noun* \,me-tə-'môr-fə-səs\ *biology* : a major change in the form or structure of some animals or insects that happens as the animal or insect becomes an adult

Skills: vocabulary and sight words

 Shapes – straight line, curved lines, circle, zig zag, square, triangle

 Basic concept – use of fine motor and eye hand coordination that applies to color, shape, and verbal instruction with aide of visuals from instructor.

Beginning sounds covered in vocabulary: “I” “c” “b” “m”


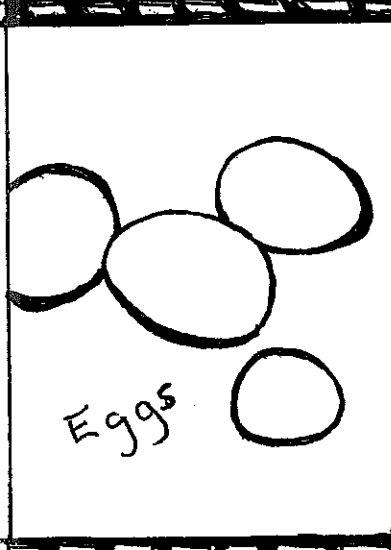
Fine motor- cutting, coloring, glue

Child will be able to apply application of primary colors and shape.

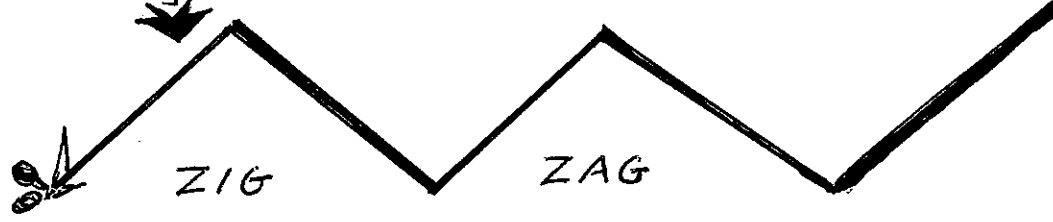

Problem-solving: understanding metamorphosis with a butterfly or moth.

Matching:

Listening skills – Child being able to apply instructor’s verbal instruction for an end result of each project completed correctly.




CUT LINE
Below cutting exercise with scissors



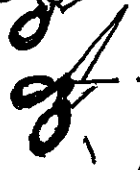
STRAIGHT LINES



ROD LINES



SHORT LINES



B

is for

utterfly

